




# Kathie's Kreations

A Free 10" Block Pattern For You! Enjoy!

"Jack in the Box"




**From Tan Fabric:** 8-  $2\frac{7}{8}$ " sq., cut on the diagonal once.


**From the Red Fabric:** 4-  $2\frac{7}{8}$ " sq., cut on the diagonal once. Plus 1-  $2\frac{1}{2}$ " sq.

**From the Gold Fabric:** 4-  $2\frac{1}{2}$ " x  $4\frac{1}{2}$ "

**From Blue Fabric:** 4-  $2\frac{7}{8}$ " sq., cut on the diagonal once.



Sew pairs of tan and red triangles together, forming eight half square triangle units.




Sew pairs of tan and blue triangles together, forming eight half square triangles

Assemble the block using the diagram as a guide. Sew the five rows together and then sew all the rows to complete the block.

Thank you for viewing my web site, come back again soon!

[www.kathieskreations.com](http://www.kathieskreations.com)

Here may be one way to look at this block in a quilt.



Kathie's Kreations