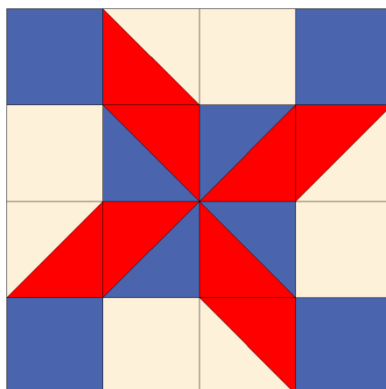




# Kathie's Kreations

A Free 12" Block Pattern For You! Enjoy!

"Clays Choice Block"



**From Blue:** Cut 4 3 1/2" sq. and 3 3 7/8" sq. cut on the diagonal once.

**From Red:** 4- 3 7/8" sq. cut on the diagonal once.

**From White:** 4- 3 1/2" sq. and 2- 3 7/8" sq. cut on the diagonal once.

Sew four blue triangles to four red Unit A, and 4 white triangles to four red triangles Unit B. Trim tips. Press to the darker. Lay out each row below and then sew them together to complete the block.

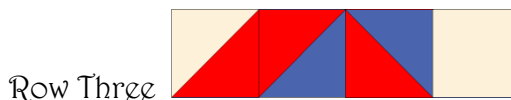

## Row One and Four

These are actually the same piece row, only row four has been turned around.



## Row Two and Three

These are again the same piece row, row three is turned around.



Thank you for viewing my web site, come back again soon!

[www.kathieskreations.com](http://www.kathieskreations.com)

Here may be one way to look at this block in a quilt.

